

Sam and the Sunflower Seeds

Maria Cleary
Illustrated by Lorenzo Sabbatini



with
CD-ROM/
Audio CD
inside

Dear reader,

In this story Sam is sad because his sunflowers don't grow. But he learns that sunflowers need something special in order to grow. And with him you learn to say some new things in English!

Now you can:

- say what you love doing
- ask for explanations
- use the present tense for regular actions

There are lots of other Helbling Young Readers:
www.helblingyoungreaders.com

Happy reading!



LEVEL C



Sam and the Sunflower Seeds

For teachers' inspection ONLY



chicks



cat



mouse



wheelbarrow



watering can



to feed



to water



to dig

Picture Dictionary



When you see me
do the activity.

Play Station 1



1 Listen and point.



2 Match the words and the pictures in 1.

bee

seeds

sun

flower

soil

water

pot

spade

watering can



CHANT

3 Listen. Say the chant.
Then read and match.



- A First you plant the seed.
First you plant the seed.
- B The sun starts to shine.
The sun starts to shine.
- C The rain starts to fall.
The rain starts to fall.
- E The plant starts to grow.
The plant starts to grow.
- F The flower smiles at you.
The flower smiles at you.



4 Listen and mime.



Sam loves visiting his grandad
in the country.

For teachers' inspection ONLY



For teachers' inspection ONLY



How many chicks are there?

6

7

8



Together they dig beds for the vegetables,
feed the chicks and water the flowers.

For teachers' inspection ONLY



And when Sam gets hungry he picks a peach
from his favourite peach tree and eats it.

For teachers' inspection ONLY



What do you eat when you are hungry?



fruit



biscuits



bread


But most of all Sam loves his grandad's sunflowers. He loves to stand and look at them as they dance in the wind. Then Grandad always picks one and hides behind it to make him laugh.

For teachers' inspection ONLY



For teachers' inspection ONLY

Peepo, Sam!



Find:
one ladybird,
two birds,
three bees.



Play Station Project

Sunflower



Make a sunflower picture.

You need:

1 sheet of white card


pencil

scissors


glue

seeds

yellow and green tissue paper



- 1 Draw a sunflower onto the white card. Or download the template from the website.




- 2 Glue the seeds into the centre of the sunflower.

- 3 Cut or tear up pieces of tissue paper and roll them into balls.



- 4 Glue the yellow tissue paper onto the petals.



- 5 Glue the green tissue paper onto the leaves and stem.



Go to www.helblingyoungreaders.com to download this page.

In this book:

Structures

's for possessives

Articles 

Irregular plurals

Possessive adjectives


Present simple

Questions 

Some / any


Vocabulary

Ecology 1

Farm animals 

Garden and nature

Helping at home

 Revised from lower levels

Use this book in



Science class



Reading class

Sam and the Sunflower Seeds

Maria Cleary

Sam loves visiting his grandad in the country and playing in the sunflower fields. One day, Sam's grandad gives Sam some sunflower seeds. Sam plants his seeds and he waters them carefully. But the seeds do not grow. Can Grandad help?



For teachers' inspection ONLY

Helbling Young Readers is an exciting new series of graded readers for Primary Schools in 5 levels printed in an easy-to-read font.



Includes **CD-ROM/Audio CD** with:

- audio book and activities
- language games
- karaoke chants
- story sequencing
- audio-visual dictionary

Recording in British English

Level	Cambridge Young Learners English	Trinity
a	Starters	1
b	Starters	1
c	Starters	1
d	Movers	2
e	Movers	2/3

www.helblingyoungreaders.com

